



## Preparation and reactions of *N*-thioformyl peptides from amino thioacids and isonitriles

Yu Yuan<sup>a</sup>, Jianglong Zhu<sup>a</sup>, Xuechen Li<sup>a</sup>, Xiangyang Wu<sup>a</sup>, Samuel J. Danishefsky<sup>a,b,\*</sup>

<sup>a</sup>Laboratory for Bioorganic Chemistry, Sloan-Kettering Institute for Cancer Research, 1275 York Avenue, New York, NY 10065, USA

<sup>b</sup>Department of Chemistry, Columbia University, 3000 Broadway, New York, NY 10027, USA

### ARTICLE INFO

#### Article history:

Received 8 February 2009

Revised 23 February 2009

Accepted 26 February 2009

Available online 4 March 2009

### ABSTRACT

The preparation of *N*-thioformyl peptides from amino thioacids and isonitriles at room temperature is described.

© 2009 Elsevier Ltd. All rights reserved.

Since their discovery in the mid 1800s,<sup>1,2</sup> isonitriles have been employed in many synthetically useful transformations. Included among these are the Ugi multicomponent couplings<sup>3</sup> and the Passerini reaction.<sup>4,5</sup> Recently, we had occasion to explore some new possibilities for amide bond construction. Toward this end, we examined the feasibility of a very simple idea which, remarkably, had thus far been overlooked.<sup>6</sup> It was anticipated that another venerable functional type in organic chemistry, that is, a carboxyl group, would react with an isonitrile to produce a formimidate carboxy mixed anhydride (cf. systems **3<sub>a</sub>** and **3<sub>b</sub>**, which we abbreviate as FCMA). While, in practice, we have not isolated or characterized either FCMA from the reaction of **1** and **2**, we do obtain the *N*-formylamide **4** when the reaction is conducted at ca 130 °C under microwave thermolysis.<sup>7</sup> Clearly, the nitrogen in the context of its two carbonyl attachments corresponds to a mixed imide ensemble. Not surprisingly, nucleophile induced deacylation occurs specifically at the *N*-formyl bond to afford **5**. Other productive options for product **4** were studied and reported.<sup>8</sup>

While we do not detect any ‘in hand product’ upon mixing of **1** and **2**, strong inferential evidence was brought to bear that, in fact, FCMA system **3** is being produced. Thus, when **1** and **2** are heated in the presence of amines (see **6**), amides **7** (the apparent products of interdiction of **3**) are produced in modest yield, though the acyl transfer product **5** is not detected.<sup>7</sup> These findings invite the interpretation that the FCMA structures are, in fact, slowly generated at room temperature but that the presumed 1,3 *O*→*N*-acyl transfer requires significant thermal activation<sup>6,9</sup> (see Scheme 1).

We feel that this line of chemistry is quite promising because the versatile mixed imide products **4** are generated from acids without the need for either separate external activation of the carboxyl group to a higher acyl donor level, or coupling agents which function by in situ acyl donor activation. In our chemistry, which

we term ‘2 component coupling strategy’ (2CC), the carboxyl is activated *in the natural context of its progression* to amides.

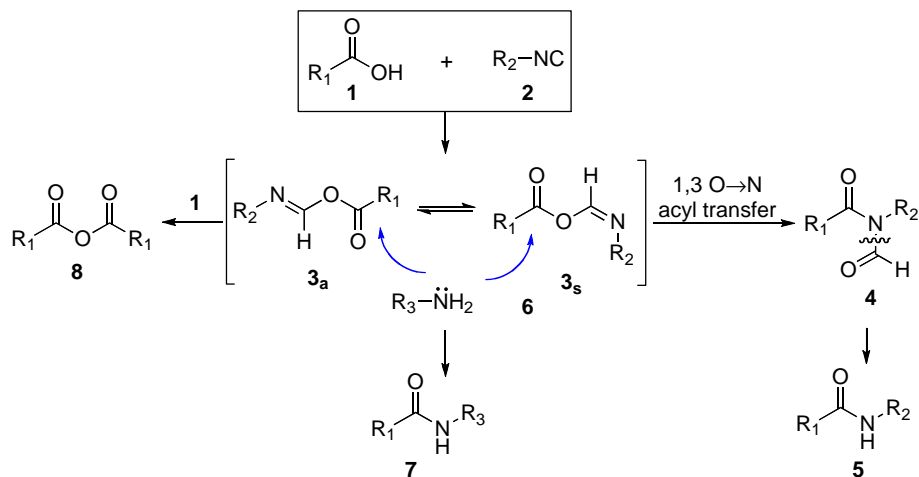
Of course, we were not unmindful of the potential limitations that ensue from the requirement of thermal activation, particularly as we approach challenging fragment mergers. In this Letter, we report on the use of thioacids, in place of normal carboxylic acids, hoping to realize *N*-thioformyl imide formation under mild conditions. To the best of our knowledge, there had been only one literature precedent for the formation of *N*-thioformyl imide, prior to the work documented here, from the reaction of thiocarboxylic acids and isonitriles. It was reported by Chupp and Leschinsky but only in the context of very simple thioacids (acetic, benzoic thioacids and their derivatives).<sup>10</sup> In the study reported below, we sought to evaluate how the substitution of a thioacid in place of **1** would alter the chemistry described above in more complex settings.

Our initial studies focused on the coupling between Fmoc-Ala-SH **9**<sup>11</sup> and commercially available cyclohexyl isonitrile **10**. Under mild thermolysis, *N*-thioformyl imide **11** was indeed obtained in 21% yield, along with a significant amount of cyclohexyl thioformamide **12** (35%). When the reactions were conducted in diethyl ether or in chloroform, transformation to product **11** occurred in improved yield with correspondingly diminished formation of small amounts of side product, to the level of a few percent. At this stage, we could not rigorously establish whether **12** arises via adventitious cleavage of **11** or, more likely, by nucleophile induced cleavage of the presumed thio FCMA intermediate **13**. It is conceivable that in entries 1 and 2, DMF may serve in the role of NuH (see Table 1).

The generality of the reaction was examined by recourse to different amino acid derivatives reacting with amino acid isonitriles. As demonstrated in Table 2, both sterically hindered thioacids (valine derivative, entries 1–3) and less hindered thioacids (glutamic acid derivative, entries 5 and 6) reacted with isonitriles to give dipeptides in reasonable yields. Reactions of thioacids with aromatic functional groups (tyrosine derivative, entries 7 and 8) pro-

\* Corresponding author. Tel.: +1 212 639 5501; fax: +1 212 772 8691.

E-mail address: [s-danishefsky@ski.mskcc.org](mailto:s-danishefsky@ski.mskcc.org) (S.J. Danishefsky).



Scheme 1.

ceeded equally well to afford the desired *N*-thioformyl imides in good yields. In the reaction of valine thioacid, we observed that the yields of the *N*-thioformyl imides were increased with ascending isonitrile steric hindrance. We surmise that perhaps the rate of cleavage of the thio FCMA is suppressed in hindered cases. Alternatively, and in the same direction, the rate of *syn*→*anti* isomerization of intermediate FCMA **23** is increased in the most hindered substrates (Scheme 2).<sup>12</sup> Indeed, in the least hindered glycine isonitrile case (entry 4), the desired imide was isolated in 14% yield along with 68% of thioformyl amide and 67% of the symmetric thioanhydride. Efforts to minimize this unproductive but competitive pathway have thus far proven to be unsuccessful.

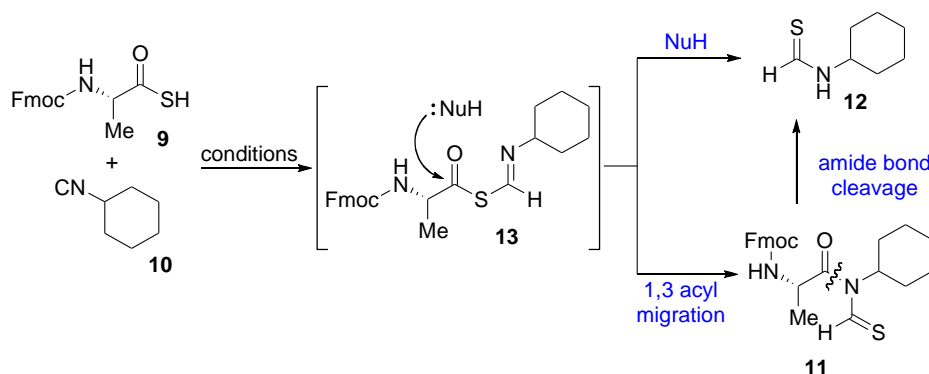
Unfortunately, we have not been able to extend this chemistry effectively to the coupling of a dipeptide with a single amino acid. We attempted to accomplish this in each of the two possible directions. In the case of the reaction of the C-terminal dipeptide thioacid with the phenylalanine derived isonitrile **25**, only the phenylalanine-derived thioformamide **27** was obtained. A reasonable interpretation of this breakdown presupposes oxazolone **28**

formation from the activated thio FCMA **26**. When conducted in the opposite sense, that is, dipeptide isonitrile **25** and valine-derived thioacid **22**, albeit in only 18%, the tripeptide **29** and also thioformamide **27** were obtained. We note that in this case, internal cleavage of the thio FCMA via oxazolone formation could not occur, hence it cannot be the sole course of the problem (see Scheme 3).

The viability of methodology for native peptide bond formation required dethioformylation of **21**. An initial attempt at dethioformylation was performed according to the procedure reported by Chupp and co-workers.<sup>10</sup> However, treatment of **21** with aniline hydrochloride in toluene for 20 h under reflux afforded thioformamide **30** only. The same regioselectivity was observed under basic conditions as well. *This surprising result indicates how a subtle structural change (from formyl to thioformyl) can control fundamental chemical properties* (see Scheme 4).

Fortunately dethioformylation could be accomplished by a two-step protocol (Scheme 5). Treatment of **21** with mCPBA in dichloromethane at low temperature afforded the corresponding *N*-for-

Table 1



Entry	Conditions <sup>a</sup>	Yield <sup>b</sup> (%)
1	DMF, 40 °C, 2 h	21 <sup>c</sup>
2	DMF, microwave, 60 °C, 25 min	22
3	Ether, rt, 6 h	50
4	CHCl <sub>3</sub> , rt, 6 h	53 <sup>d</sup>

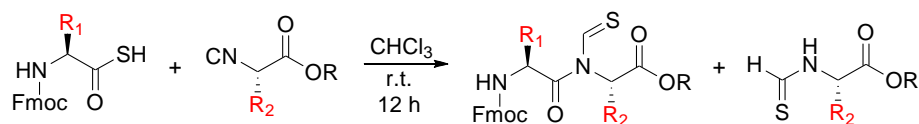
<sup>a</sup> 1.0 equiv of thioacid and 2.0 equiv of isonitrile were used for all reactions.

<sup>b</sup> Isolated yields for **11**.

<sup>c</sup> 35% of the cyclohexyl thioformamide was isolated.

<sup>d</sup> 71% based on the recovery of thioacid.

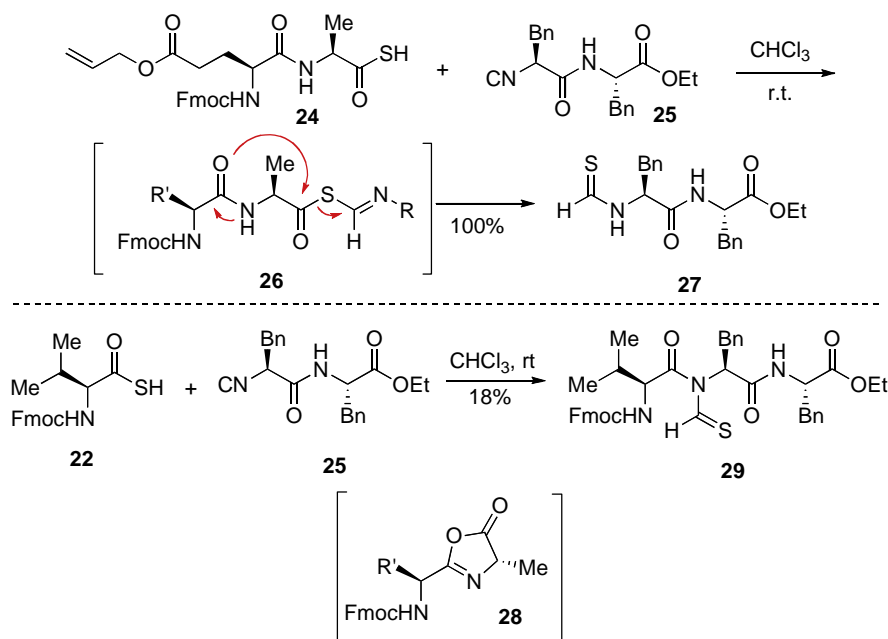
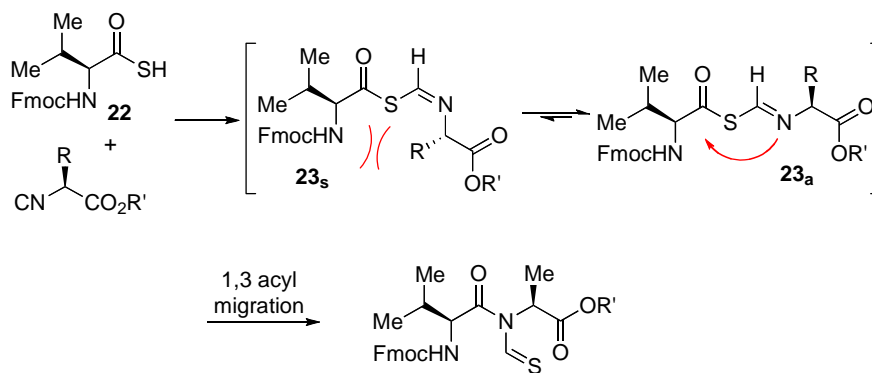
Table 2



Entry	Product <sup>a</sup>	Yield <sup>b</sup> (%)	$[\alpha]_D^{25}$
1	 14	60 (82)	−12.0
2	 15	50	−11.6
3	 16	28	−17.0
4	 17	14	+34.4
5	 18	49 (61)	+14.8
6	 19	59	−29.7
7	 20	60	−7.2
8	 21	63	−71.1

<sup>a</sup> 1.0 equiv of thioacid and 1.0 equiv of isonitrile were used for all reactions.

<sup>b</sup> Yields refer to isolated yields. The yields in parentheses are based on recovery of the starting isonitriles.

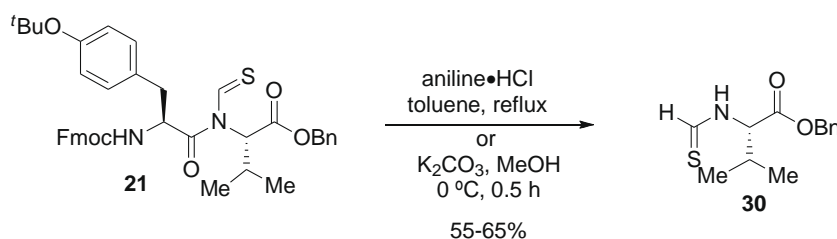


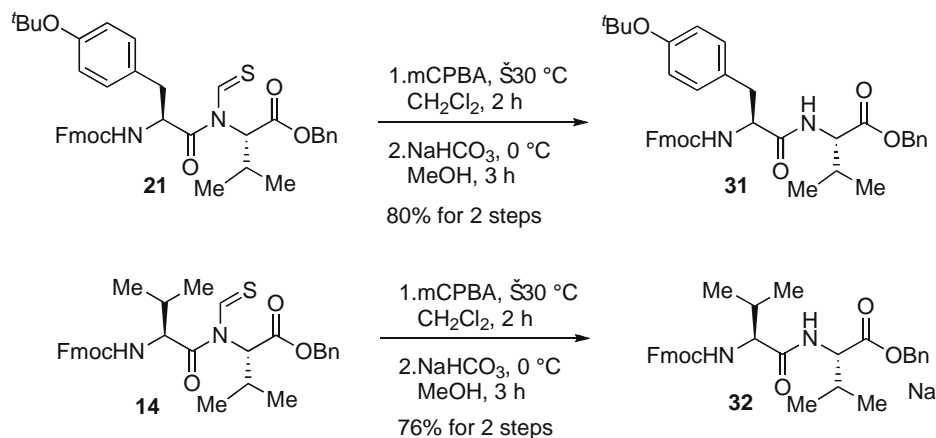
myl imide, which was smoothly converted to the desired amide **31** in 80% yield whose spectroscopic properties are identical to those of authentic sample prepared by other standard methods.<sup>13</sup> To our knowledge, the work described here is the first recognition and solution of this problem.

In summary, we have shown that the reaction of thioacids with isonitriles can be used to generate *N*-thioformylamides at rt in contrast to the requirement for thermolysis in the carboxy counterpart. The reaction is applicable to the synthesis of dipeptides. It

is, however, complicated by the high vulnerability of the thio FCMA intermediate to interdigitation, competitive with the key *S*→*N* acyl transfer. This problem is, at this writing, unmanageable in attempted 2 + 1 couplings in peptides. Finally effective methodology to accomplish the transformylation of *N*-thioformyl amides is described.

Applications of these general ideas to some synthetic targets which are otherwise difficult to access will be described in due course.





Scheme 5.

### Acknowledgment

This work was supported by Grant CA103823.

### Supplementary data

Supplementary data associated with this article can be found, in the online version, at doi:10.1016/j.tetlet.2009.02.205.

### References and notes

- Gautier, A. *Liebigs Ann. Chem.* **1867**, 142, 289.
- Hofmann, A. W. *Liebigs Ann. Chem.* **1867**, 144, 114.
- Ugi, I.; Lohberger, S.; Karl, R. *The Passerini and Ugi Reactions*. Comprehensive Organic Synthesis; Pergamon Press: 1991; Vol. 2, Chapter 4.6, p 1083.
- Passerini, M.; Simone, L. *Gazz. Chim. Ital.* **1921**, 51, 126.
- Passerini, M.; Ragni, G. *Gazz. Chim. Ital.* **1931**, 61, 964.
- In this regard, some initiatives, which invoked incorrect structural assignments, have been reported in the literature. For details, see: Li, X.; Yuan, Y.; Berkowitz, W. F.; Todaro, L. J.; Danishefsky, S. J. *J. Am. Chem. Soc.* **2008**, 130, 13222.
- Li, X.; Danishefsky, S. J. *J. Am. Chem. Soc.* **2008**, 130, 5446.
- Corriu, R. J. P.; Lanneau, G. F.; Perrot-Petta, M.; Mehta, V. D. *Tetrahedron Lett.* **1990**, 31, 2585.
- Li, X.; Yuan, Y.; Kan, C.; Danishefsky, S. J. *J. Am. Chem. Soc.* **2008**, 130, 13225.
- Chupp, J. P.; Leschinsky, K. L. *J. Org. Chem.* **1975**, 40, 66.
- Fu, X.; Jiang, S.; Li, C.; Xin, J.; Yang, Y.; Ji, R. *Bioorg. Med. Chem. Lett.* **2007**, 17, 465.
- Marcelli, T.; Himo, F. *Eur. J. Org. Chem.* **2008**, 4751.
- Significant level of epimerization was observed, if the reaction was performed at higher temperature.